



Phonics



Why Read Write Inc Phonics?

- Tried and tested over many years
- Systematic and structured
- Early success in reading
- Training and ongoing staff development

What is Read Write Inc Phonics?

- A rapid ***Learn to read*** programme

so children can...

- ***Read to learn*** for the rest of their lives

How does it work?

Children:

- Learn 44 sounds and matching letters/letter groups
- Learn to blend sounds to read words
- Read lots of specially written books

This is **decoding**

How does it work?

Children:

- *Talk a lot* about what they have read to show they understand
- *Listen to and discuss* other ideas to deepen understanding

This is **comprehending**

We do lots of talking in partners



Sounds

All words are made up of sounds - in English there are 44

A **grapheme** is a sound written down

English has more than 150 graphemes

There are more than 150 ways to represent the 44 sounds using our 26 alphabet letters

A complex code!

The complex English alphabetic code

Consonants: stretch

f	l	m	n	r	s	v	z	sh	th	ng
ff	ll	mm	nn	rr	ss	ve	zz	ti		nk
ph	le	mb	kn	wr	se		s	ci		
					c					
					ce					

Consonants: bounce

b	c	d	g	h	j	p	qu	t	w	x	y	ch
bb	k	dd	gg		g	pp		tt	wh			tch
	ck				ge							
	ch											

Vowels

a	e	i	o	u	ay	ee	igh	ow
	ea				ā-e	y	ī-e	ō-e
					ai	ea	ie	oa
						e	i	o

oo	oo	ar	or	air	ir	ou	oy	ire	ear	ure
ū-e			oor	are	ur	ow	oi			
ue			ore		er					
ew			aw							
			au							

Learning the code

Children learn a simple code first

Simple Speed Sounds chart

Consonants: stretchy

f	l	m	n	r	s	v	z	sh	th	ng
										nk

Consonants: bouncy

b	c	d	g	h	j	p	qu	t	w	x	y	ch
	k											

Vowels: bouncy

a	e	i	o	u	ay	ee	igh	ow
---	---	---	---	---	----	----	-----	----

Vowels: stretchy

Vowels: stretchy

oo	oo	ar	or	air	ir	ou	oy
----	----	----	----	-----	----	----	----

If English had a simple code spelling and reading would be much easier!

play mayk trayn cafay strayt wayt brayk

green dreem kee hee happee

light kight fligh lgh igh tigh

blow smowk flowt gow mowst

moon broot bloo groo

Fred...



-
- Fred helps children learn to read

Fred can *only* talk in sounds...

(Fred can only say *c_a_t*, he can't say **cat**)

We call this *Fred Talk*

- If children understand Fred they can *blend* orally

Blending is needed for reading

Fred...



- Fred helps children learn to spell as well!
Children convert words into sounds

They pinch the sounds they hear on to their fingers...

We call this *Fred Fingers*



Assessment

- We assess children reading every day
- Informally through hearing them read with their partner (phonics groups), during our literacy lessons and during early morning reading sessions
- We formally assess them at end of each half term- this is how we decide which phonics groups they go into
- The children also have a phonics screening check in Year one

Phonics groups

- Will begin after half term
- Children will be in small ability groups with an EYFS teacher, possibly in a different learning space

Three large 'S' characters are shown at the top. Below them are four small illustrations: a snail, a slug, a spider, and a snail. The worksheet includes a section for 'Practice sounding' with five 'S' characters and a section for 'Practice sound-writing' with a large 'S' character.

Ditty 1: pop

Speed Sounds - read the sounds (not the letter name)
a g t p n s d o i

Green Words - read these words by blending the sounds together
not got sip pop dad did dog

Red Words - read these words but tell your child the word if they get stuck
I the

I got pop
dad got a sip
the dog did not

Remember not to read the Ditty to your child first.
As your child reads the Ditty, be patient and give your child plenty of praise.

© Oxford University Press 2020. This page may be reproduced for use solely within the purchaser's school or college.

Read Write Inc
PHONICS

Jam

Red Ditty Book 4

Story by Gill Munton
Illustrated by Tim Archbold
Series developed by Ruth Minkin

So how can you help your child?

- By knowing the 44 sounds

Simple Speed Sounds

Consonant sounds - stretchy												
f	l	m	n	r	s	v	z	sh	th	ng	nk	
Consonant sounds - stretchy												
b	c	d	g	h	j	p	qu	t	w	x	y	ch
k												
Vowel sounds - stretchy						Vowel sounds - stretchy						
a	e	i	o	u	ay	ee	igh	ow				
Vowel sounds - stretchy												
oo	oo	ar	or	air	ir	ou	oy					

- By knowing how to blend using Fred Talk for reading **m_a_t**

- By having fun with Fred Talk at home!



“What a tidy r-oo-m!”

“Where’s your c-oa-t?”

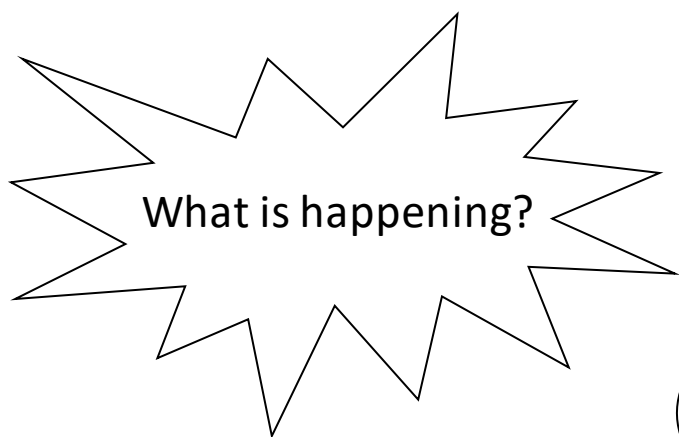
“Time for b-e-d!”



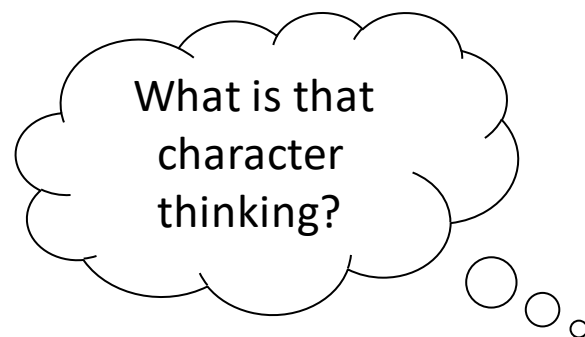
Reading...

- By **reading** to your child lots of lovely stories and asking lots of questions!
- Read above their ability too

Use these prompts to help you:



What do you think happens next?



What is the character saying?

What do you think that character is feeling now?

And...

- By **talking** to your child as much as possible and ‘feeding’ them new and different words:

“Let’s **eat** our lunch now.”


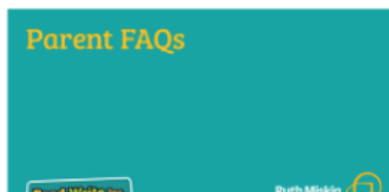
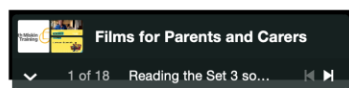
“Let’s **munch** our lunch now.”

“Let’s **scoff** our lunch now.”

“Let’s **devour** our lunch now!”

Ruth Miskin Website...

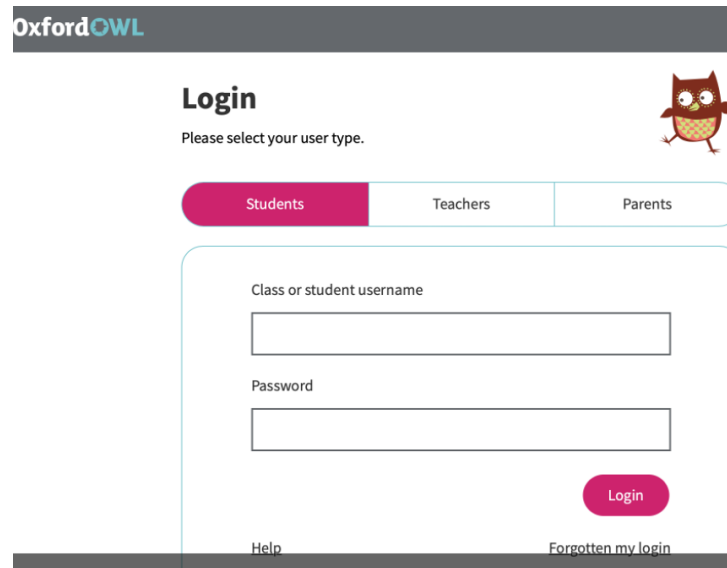
- Have a look at the parents' pages on the RWI website for tips and resources for supporting your child at home.



<https://www.ruthmiskin.com/parents/>



- The school have paid for an online subscription to Oxford Owl:



The screenshot shows the Oxford Owl login interface. At the top left is the 'OxfordOWL' logo. Below it is the heading 'Login' and the instruction 'Please select your user type.' To the right is a cartoon owl icon. There are three tabs: 'Students' (highlighted in pink), 'Teachers', and 'Parents'. Below the tabs is a form with two input fields: 'Class or student username' and 'Password'. A pink 'Login' button is positioned to the right of the password field. At the bottom of the form are links for 'Help' and 'Forgotten my login'.

- The year group login details are:

Username:
Reception@2023

Password: JKPS

Oxford Owl...

OxfordOWL

Hello reception@2023 [Help](#) [Log out](#)



Your eBooks and Activities



Oxford Owl eBook Library
My eBooks



Free Read Write Inc. eBooks selection
My eBooks



Word Sparks
Partner Text Audio



Oxford Owl for Home

Tips and resources to support learning at home

Oxford Owl...




Sound Blending
Book Bag Book 1




Sound Blending
Book Bag Book 3



Sound Blending
Book Bag Book 6



Sound Blending
Book Bag Book 7




Sound Blending
Book Bag Book 8



Sound Blending
Book Bag Book 10



10 Ditty Sheets



Sun hat fun



Nog in the fog



Get up!

Resources...

- ❑ We will send home a follow up email today for those who were unable to attend.
- ❑ RWI resources online to buy on Amazon
- ❑ Magic booking £2.50 (screenshot payments confirmation) and take to office to collect. It is LIVE NOW!





Do you have
any
Questions?

